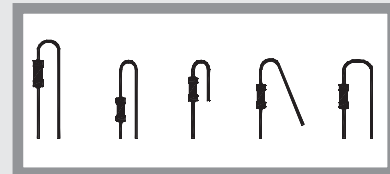



macchina taglia
piega componenti
assiali montaggio
verticale

TP6/V

cutting bending
machine for axial
components
vertical mounting



TP6/V con Porta Bobina BR6
TP6/V with Reel Holder BR6

DIAM. REOFORO = 0,5 - 0,8 mm
0,8 - 1,3 mm
PRODUZIONE = NASTRATO 50.000 p/h
SFUSO 5.000 p/h
LEAD DIA. = 0,5-0,8 mm - 0,8-1,3 mm
(.019- .031" - .031 - .051")
PRODUCTION = TAPED 50000 p/h
LOOSE = 5000 p/h



TP6/V con Motore MOT98 e
Caricatore CS30
TP6/V with MOT98 Motor and
CS30 Feeder

LUNG. = 23 cm
LARGH. = 18 cm
ALT. = 21 cm
IMBALLO = 39x25x26 cm
VOLUME = 0,025 m³
PESO MACCHINA = 5 kg
PESO LORDO = 6 kg



TP6/V con Espulsore Nastro
TNS
TP6/V with Tape Ejector TNS

LENGTH = 23 cm
WIDTH = 18 cm
HEIGHT = 21 cm
PACKING = 39x25x26 cm
VOLUME = 0,025 m³
MACHINE WEIGHT = 5 kg
GROSS WEIGHT = 6 kg

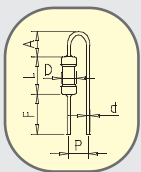
Il modello TP6/V é realizzato per tagliare e piegare i componenti assiali nastrati, per montaggio in verticale. La macchina é disponibile in due versioni: la prima per i componenti aventi diametro del reoforo da 0,5 a 0,8 mm e la seconda per diametro da 0,8 a 1,3 mm . Ciascuna versione può essere facilmente trasformata nell'altra, semplicemente sostituendo alcune parti meccaniche. Il passo di piegatura, determinato dalla cam fornita, può essere variato sostituendo la cam con un'altra avente larghezza diversa. Alla macchina può essere applicato il Caricatore per componenti sfusi CS30, con una semplicissima e rapida operazione.

L'applicazione del Gruppo di motorizzazione MOT98, a velocità variabile azionabile anche con pedale, consente di automatizzare la lavorazione aumentando la produzione sia su componenti nastrati che sfusi. Se si lavora nastro in bobina si consiglia di utilizzare il BR6: braccio porta bobina. Per facilitare l'espulsione del nastro di scarto si può applicare l'accessorio TNS.

The model TP6/V is designed for cutting and bending taped axial components for vertical mounting. The machine is manufactured in two versions: the first one for components with lead diameter from 0.5 to 0.8 mm (.019 to .031 inc.) and the second for lead diameter from 0.8 to 1.3 mm (.031 to .051 inc.). The bending pitch, which is determined by the bending cam supplied, can be changed by replacing the cam with one of the other size cams. The CS30 loose component feeder is an accessory that attaches to the TP6/V to handle loose parts. Its assembly to the machine is very quick and easy. The Motor drive unit MOT98 driving with foot pedal also, and adjustable speed, will make the operation automatic and will increase the production with both taped and loose components. When working with components on tape and reel we suggest the use of the BR6 reel holder. The TNS is an accessory that helps with the ejection of the waste tape.

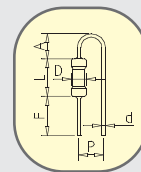
VERSIONI STANDARD PER COMPONENTI CON DIAMETRO REOFORO DA 0,5 A 0,8 mm
STANDARD VERSIONS FOR COMPONENTS WITH LEAD DIAMETER 0,5 TO 0,8 mm (.019 TO .031 inch)

TP6/V/1 VERSIONE STANDARD PASSO 2,54 mm
 TP6/V/1 STANDARD VERSION PITCH 2,54 mm (.1")
 (Cod. 80.OL01)



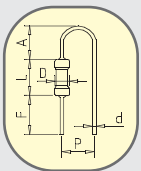
	MM		INCH	
	min	max	min	max
A	2	6	.078	.236
L		15		.590
F	3	8	.118	.314
D	0,5	3	.019	.118
d	0,5	0,8	.019	.031
P	2,54 fix		.1 fix	

TP6/V/3 PASSO 3,8 mm
 TP6/V/3 PITCH 3,8 mm (.15")
 (Cod.80.OL03)



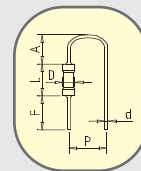
	MM		INCH	
	min	max	min	max
A	2,5	6	.098	.236
L		15		.590
F	3	8	.118	.314
D	0,5	5	.019	.196
d	0,5	0,8	.019	.031
P	3,8 fix		.15 fix	

TP6/V/4 PASSO 5,08 mm
 TP6/V/4 PITCH 5,08 mm (.2")
 (Cod.80.OL04)



	MM		INCH	
	min	max	min	max
A	3	7	.118	.275
L		15		.590
F	3	8	.118	.314
D	0,5	8	.019	.314
d	0,5	0,8	.019	.031
P	5,08 fix		.2 fix	

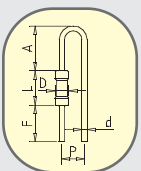
TP6/V/5 PASSO 7,62 mm
 TP6/V/5 PITCH 7,62 mm (.3")
 (Cod.80.OL05)



	MM		INCH	
	min	max	min	max
A	4	7	.157	.275
L		15		.590
F	3	8	.118	.314
D	0,5	10	.019	.393
d	0,5	0,8	.019	.031
P	7,62 fix		.3 fix	

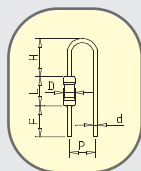
VERSIONI STANDARD PER COMPONENTI CON DIAMETRO REOFORO DA 0,8 A 1,3 mm
STANDARD VERSIONS FOR COMPONENTS WITH LEAD DIAMETER 0,8 TO 1,3 mm (.031 TO .051 inch)

TP6/V/21 PASSO 3,8 mm
 TP6/V/21 PITCH 3,8 mm (.15")
 (Cod.80.OL21)



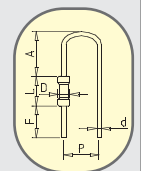
	MM		INCH	
	min	max	min	max
A	4	9	.157	.354
L		15		.590
F	3	8	.118	.314
D	0,8	5	.031	.196
d	0,8	1,3	.031	.051
P	3,8 fix		.15 fix	

TP6/V/22 PASSO 5,08 mm
 TP6/V/22 PITCH 5,08 mm (.2")
 (Cod.80.OL22)



	MM		INCH	
	min	max	min	max
A	5	9	.196	.354
L		15		.590
F	3	8	.118	.314
D	0,8	8	.031	.314
d	0,8	1,3	.031	.051
P	5,08 fix		.2 fix	

TP6/V/23 PASSO 7,62 mm
 TP6/V/23 PITCH 7,62 mm (.3")
 (Cod.80.OL23)



	MM		INCH	
	min	max	min	max
A	6	9	.236	.354
L		15		.590
F	3	8	.118	.314
D	0,8	10	.031	.393
d	0,8	1,3	.031	.051
P	7,62 fix		.3 fix	